

# RESIDENTIAL ROOF REPORT

## Client Information:

Xxxxxx

Ph:987-654-3210

Email:xxxxx@xxxx.xxx

## Customer Information

Order No.0000

1234 St Name, City ST 000000



Table of Contents	Page
Aerial View	2
Summary	3
Area Storys	4
Property Views	5-6
Length Plans	7
Area Measurements	8
Pitch Values	9
Waste Factor	10
Street View	11

Client Information:  
XXXX

Ph:987-654-3210

Email:xxxxx@xxx.xxx

Customer Information

1234 St Name, City ST 000000

# Residential Roof Report

Order No.0000

Aerial View



Client Information:  
XXXXX

Ph:987-654-3210

Email:xxxxx@xxx.xxx

Customer Information

1234 St Name, City ST 000000

# Residential Roof Report

Order No.0000

## Summary of Lengths, Areas and Pitches Table

Total Area	30.99	Pitched Planes (Sq.)	30.99
Primary Pitch	6:12	Flat Planes (0:12) (Sq.)	0.00
Ridges (ft)	24	Valleys (ft)	73
Hips (ft)	229	Rakes + Eaves (ft)	335
Rakes (ft)	49	Step Flashing (ft)	51
Eaves (ft)	286	Total Skylights	0
Apron Flashing (ft)	30	Total Chimneys	0
Parapet Lengths (ft)	0	Solar Panels	0
Ridge + Hips (ft)	253	RTUs	0

Note : All measurements are rounded off to nearest square foot /linear foot where appropriate

<u>Main Structure</u>		<u>Detached Building 1</u>		<u>Detached Building 2</u>		<u>Flat Roof 0:12 (Break Down)</u>		<u>Pitches table</u>						
Total Area	3099	Total Area		Total Area		Total Area	0	<table border="1"><thead><tr><th>Pitch/Slope</th><th>Area</th></tr></thead><tbody><tr><td>6:12</td><td>3099</td></tr><tr><td>Total</td><td>3099</td></tr></tbody></table>	Pitch/Slope	Area	6:12	3099	Total	3099
Pitch/Slope	Area													
6:12	3099													
Total	3099													
Ridges (ft)	24	Ridges (ft)		Ridges (ft)		Ridges (ft)	0							
Hips (ft)	229	Hips (ft)		Hips (ft)		Hips (ft)	0							
Rakes (ft)	49	Rakes (ft)		Rakes (ft)		Rakes (ft)	0							
Eaves (ft)	286	Eaves (ft)		Eaves (ft)		Eaves (ft)	0							
Valleys (ft)	73	Valleys (ft)		Valleys (ft)		Valleys (ft)	0							
Apron Flashing (ft)	30	Apron Flashing (ft)		Apron Flashing (ft)		Apron Flashing (ft)	0							
Step Flashing (ft)	51	Step Flashing (ft)		Step Flashing (ft)		Step Flashing (ft)	0							
Ridge + Hips (ft)	253	Ridge + Hips (ft)		Ridge + Hips (ft)		Ridge + Hips (ft)	0							
Rakes + Eaves (ft)	335	Rakes + Eaves (ft)		Rakes + Eaves (ft)		Parapet Lengths (ft)	0							

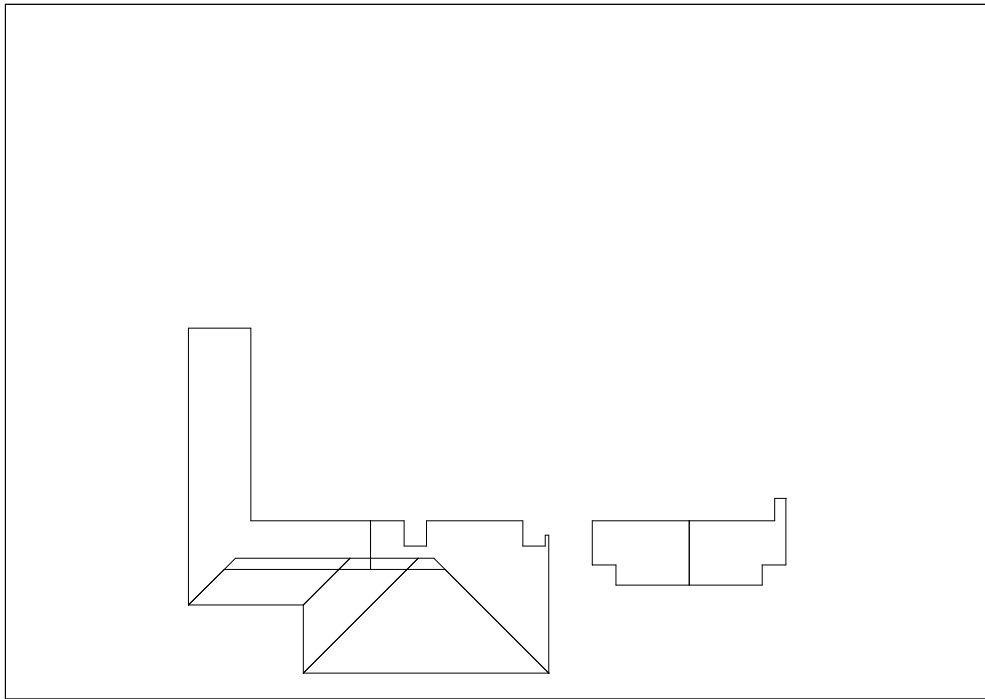
Client Information:  
XXXXX  
Ph:987-654-3210  
Email:xxxxx@xxxx.xxx

Customer Information  
1234 St Name, City ST 000000

# Residential Roof Report

Order No.0000

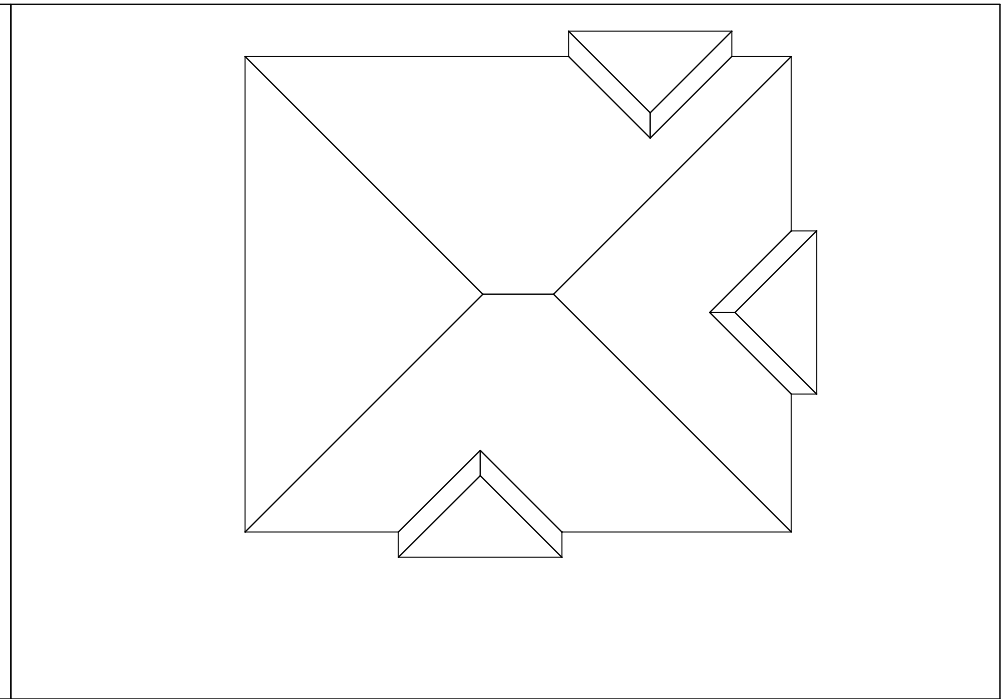
## 1<sup>st</sup> Story



**Pitches table**

Pitch/Slope	Area
6:12	647

## 2<sup>nd</sup> Story & Above



**Pitches table**

Pitch/Slope	Area
6:12	2452

Client Information:  
XXXXX

Ph:987-654-3210

Email:xxxxx@xxxx.xxx

Customer Information

1234 St Name, City ST 000000


# Residential Roof Report

Order No.0000

## Property Views



North View



South View

Client Information:  
XXXXX  
Ph:987-654-3210  
Email:xxxxx@xxxx.xxx

Customer Information  
1234 St Name, City ST 000000

# Residential Roof Report

Order No.0000

## Property Views



East View



West View



Client Information:  
XXXXX

Ph:987-654-3210

Email:xxxxx@xxxx.xxx

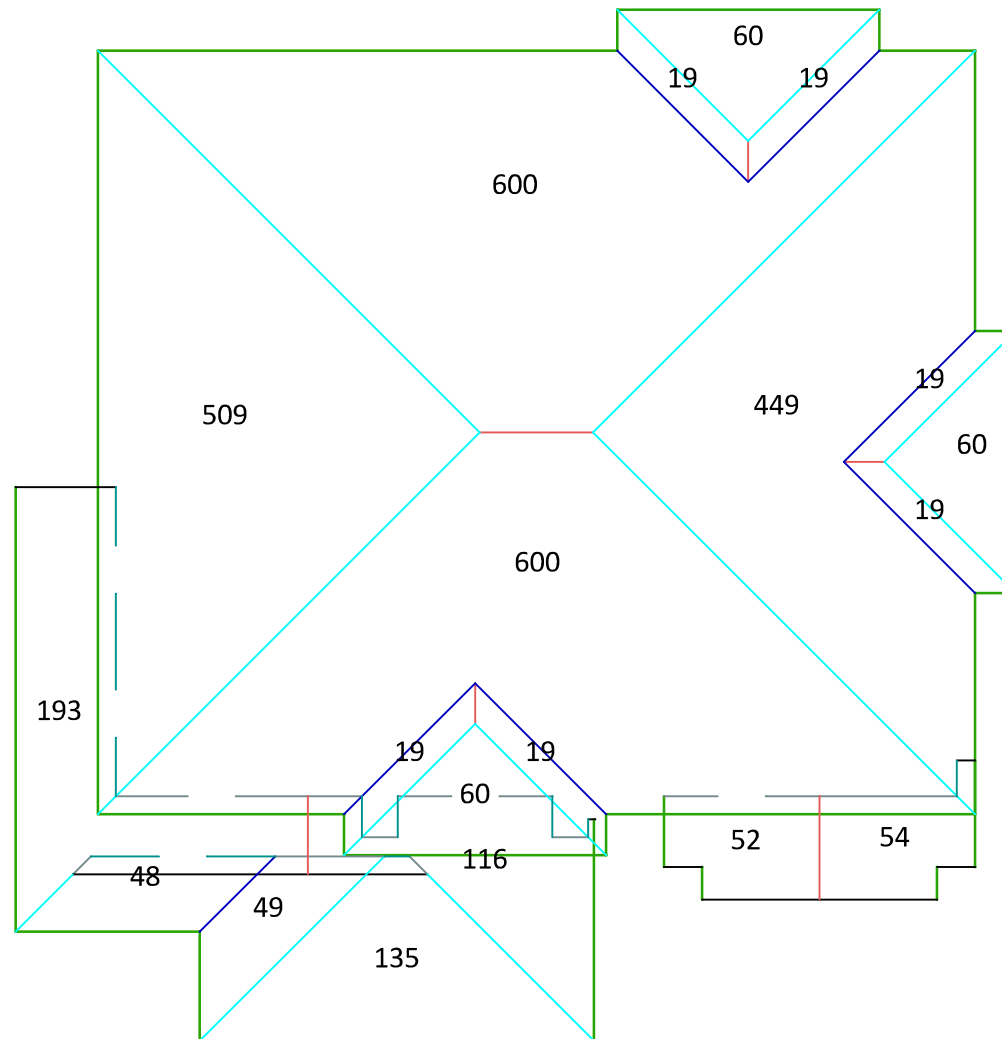
Customer Information

1234 St Name, City ST 000000

# Residential Roof Report

Order No.0000

## Area Measurements





Client Information:  
XXXXX

Ph:987-654-3210

Email:xxxxx@xxxx.xxx

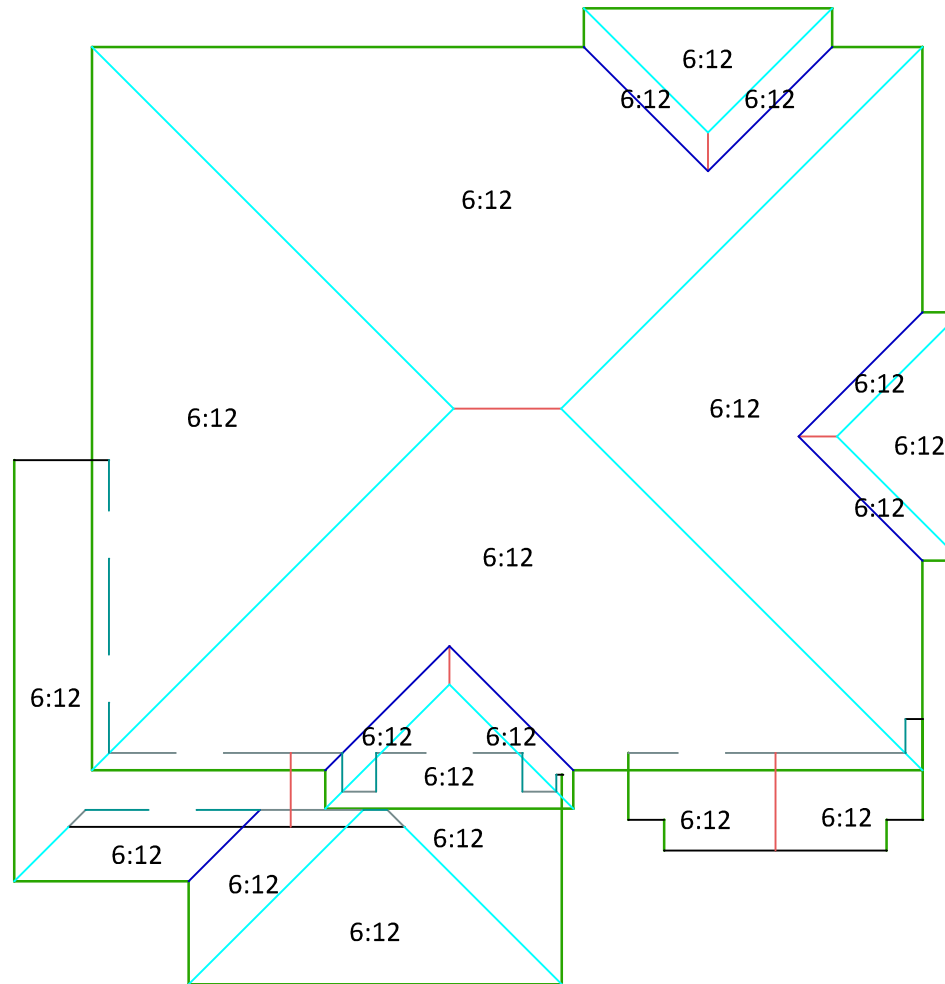
Customer Information

1234 St Name, City ST 000000

# Residential Roof Report

Order No.0000

## Pitch Values



Client Information:

Xxxxx

Ph:987-654-3210

Email:xxxxx@xxxx.xxx

Customer Information

1234 St Name, City ST 000000

# Residential Roof Report

Order No.0000

## Waste Factor Calculations

Waste Factor Calculation for (30.99) Sq

5%	10%	12%	15%	18%	20%	25%
32.54	34.09	34.71	35.64	36.57	37.19	38.74

Complexity Rating: 3%

## Suggested Waste

Roof Waste % without bundling cap & starter: 12.51% ( 34.87) Sq

Total Waste % for this roof: 25.38% ( 38.85) Sq

Note:The above table does not include the extra supplies required for ridge, hip, and starting lengths. The suggested waste factor is supplied as a guide only; real waste percentages may vary depending on a number of uncontrollable factors. Individual installation methods, crew experiences, complexities in the asphalt shingle material, and probable reclamation from the area are a few examples of these waste factor variables, but they are not the only ones. The suggested waste factor from Roof Measuring may not apply to all results. The proposed waste is not intended to take the place of experience or judgement with regard to any specific replacement or repair job.

Client Information:  
XXXX

Ph:987-654-3210

Email:xxxxx@xxxx.xxx

Customer Information

1234 St Name, City ST 000000

# Residential Roof Report

Order No.0000

## Street View

